

Supplementary materials for the article:

Contreras-Castro L. et al. Marine Sediment Recovered *Salinispora* sp. Inhibits the Growth of Emerging Bacterial Pathogens and other Multi-Drug-Resistant Bacteria.
Pol J Microbiol. 2020, Vol. 69, No 3, 321–330.


































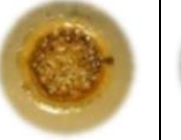

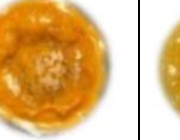


Appendix 1
















































Table SI














































Accession numbers of the isolates from Punta Arena de la Ventana.
















































Strain	Accession no.	Strain	Accession no.	Strain	Accession no.
9'5	KX394582	9'13	KX394583	33'4	KX394598
9'4	MK106036 <i>atpD</i> - MK787126 <i>gyrB</i> - MK787131 <i>rpoB</i> - MK787137 <i>secY</i> - MK787143	9'21	KX397381	33'5	KX394599
9'12	MK106047	9'22	KX397382 <i>atpD</i> - MK787127 <i>gyrB</i> - MK787133 <i>rpoB</i> - MK787139 <i>secY</i> - MK787145	34'12	MK106055
9'17	MK106039 <i>atpD</i> - MK787125 <i>gyrB</i> - MK787132 <i>rpoB</i> - MK787138 <i>secY</i> - MK787144	33'7	KX394600	43'1	KX397380
10'1	KX394584	10'3	KX394586 <i>atpD</i> - MK787129 <i>gyrB</i> - MK787135 <i>rpoB</i> - MK787141 <i>secY</i> - MK787147	10'8	KX397383
10'2	KX394585 <i>atpD</i> - MK787128 <i>gyrB</i> - MK787134 <i>rpoB</i> - MK787140 <i>secY</i> - MK787146	10'6	MK106048	17'1	KX394592
10'5	KX394587	17'4a	KX397384	17'4b	KX397385
10'11	MK106050	18'1	KX394593	17'5	KX397386
10'12	KX394588	19'2	KX394595	17'7	KX397387
12'1	KX394590	33'2	KX394597	19'1	KX394594
14'1	KX394591 <i>atpD</i> - MK787130 <i>gyrB</i> - MK787136 <i>rpoB</i> - MK787142 <i>secY</i> - MK787148	33'8	KX397375	33'10	KX397377
33'9	KX397376	34'1	KX397389	33'13	MK106053
33'11	KX397378	10'9	MK106049	26'1	KX394596
33'12	KX397379	17'8	KX397388	34'2	KX397390














































Table SII
Colony morphology of *Salinispora arenicola* isolates.














































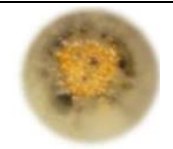


No.	Strain	ISP 1	ISP 2	ISP 3	ISP 4	ISP 5	ISP 6	ISP 7	Group
1	9'5								1
2	9'4								1
3	9'12								1
4	9'17			ND		ND	ND	ND	1
5	10'1								1
6	10'2								1

7	10'5		ND						1
8	10'11								1
9	10'12								1
10	12'1		ND						1
11	14'1								1
12	33'9								1
13	33'11								1

14	33'12								1
15	9'13		ND						2
16	9'21								2
17	9'22								2
18	33'7					ND			2
19	10'3		ND						2
20	10'6		ND						2

21	17'4a		ND		ND				2
22	18'1								2
23	19'2								2
24	33'2								2
25	33'8								2
26	34'1								2
27	10'9								1

28	17'8								1
29	33'4								1
30	33'5					ND			1
31	34'12		ND						1
32	43'1		ND						1
33	10'8								2
34	17'1		ND						2

35	17'4b								2
36	17'5				ND				2
37	17'7								2
38	19'1								2
39	33'10								2
40	33'13								2
41	26'1								2
42	34'2	ND	ND	ND	ND	ND	ND	ND	ND

ND – not determined